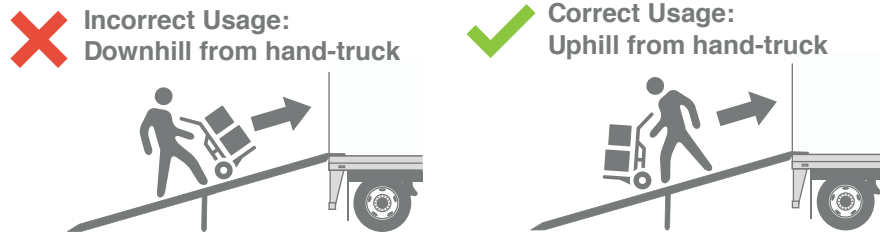


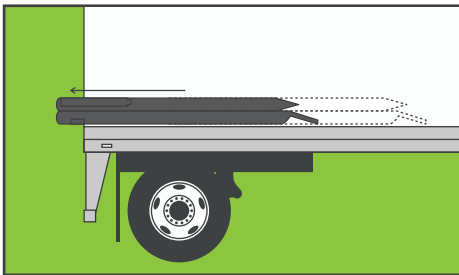
The Ramp

The trailer comes with a ramp to make loading and unloading more convenient. The ramps are built specifically for these moving trailers and have a maximum weight limit of 1,000 lbs.

The ramp must NEVER be packed behind the bulkhead with your personal belongings and should be the last item loaded on the trailer.

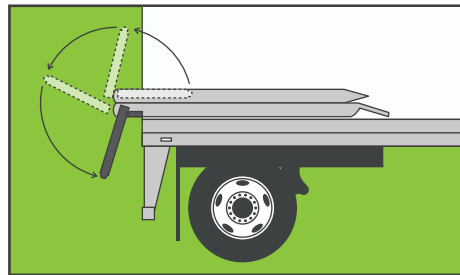


Installation Instructions (reverse order for removal)



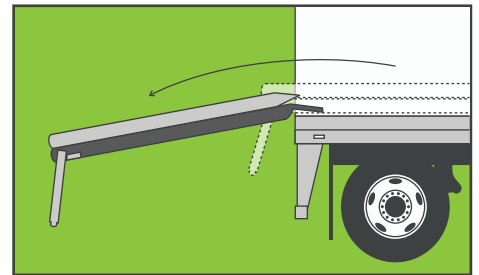
Step 1

Slide ramp toward you until leg assembly is clear of the trailer



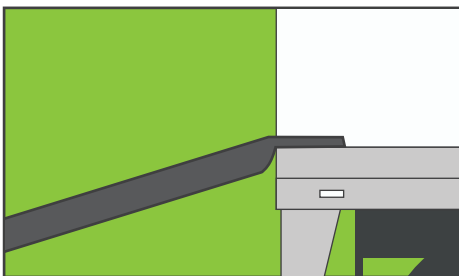
Step 2

Unfold leg assembly until legs rest against stop blocks and lock into leg assembly



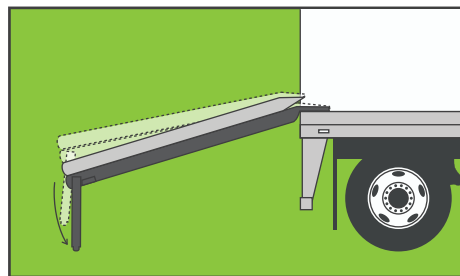
Step 3

Slide ramp toward you until apron rests flat on trailer floor



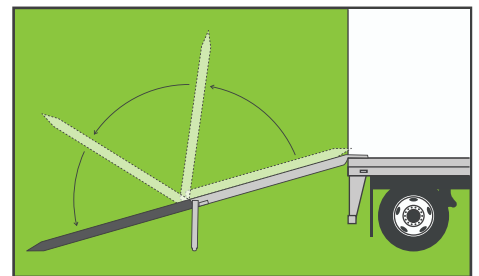
Step 4

Ensure rail ends are touching end of trailer and entire apron is inside trailer



Step 5

Place legs firmly on ground



Step 6

Unfold ramp, resting it on ground